

Modified: 5/3/2023  
Revision: 0

## Proposal For:

**Sample Residence  
BDG Sample Project**



**Presented By:**



**BlueDog Group**  
3651 FAU Blvd.  
Suite 400  
Boca Raton, FL 33432  
[www.bluedog.group](http://www.bluedog.group)

Qty	Description
-----	-------------

## 1st Floor: Dining Room

- |   |  |
|---|--|
| 2 |  - <b>SPEAKER - IN-CEILING (250)</b><br>Allowance (\$250) for in-ceiling recessed speaker, make / model TBD @ time of ordering (ea.). [Typical of ##] |
| 1 |  - <b>BRACKET-SPEAKER-NC</b><br>Allowance for standard new-construction speaker bracket, make / model TBD @ time of ordering (each). [Typical of ##]  |
| 1 | <b>Prewire - 02.1 SPK_Pair</b><br>Prewire for stereo speakers, remote equipment location, includes; 14-4[1]  |













\* Price Includes Accessories

Presented By: BlueDog Group  
Project: BDG Sample Project

5/3/2023  
Page 2 of 15

Qty Description
















## 1st Floor: Family Room

- 1  **ARAKNIS NETWORKS AN-110-SW-C-5**  
110-series 5-port unmanaged+ gigabit switch with compact design, wall- mount ears included, 12 VDC (external power supply included).
- 1  CABLE ~PWR-MANUF  
Manufacturer supplied power cord or power supply with power cord. [PACKAGE ITEM - DO NOT ORDER]
- 1  CABLE DATA-LAN  
Data cable, RJ45 network patch, up to 12 ft. [EACH]
  
- 1  **CONTROL4 C4-EA1-V2-RSK**  
Control4 EA-1 Version 2 Entertainment and Automation Controller System with remote & recharging station, including C4-EA-1-V2 controller and C4-SR260RSK remote control and charging station with SR-260 rechargeable battery.
- 1  CABLE ~PWR-MANUF  
Manufacturer supplied power cord or power supply with power cord. [PACKAGE ITEM - DO NOT ORDER]
- 1  CABLE DATA-LAN  
Data cable, RJ45 network patch, up to 12 ft. [EACH]
  
- 1  CABLE VIDEO-HDMI  
Video cable, HDMI [M] to [M], 6 ft. [EACH]
- 4  CONTROL4 ~C4-CBLIRF  
IR flasher with LED feedback, 3.5 MM (1/8") plug compatible with most IR repeaters, includes flasher covers. PACKAGE ITEM - DO NOT ORDER.
- 1  CONTROL4 ~C4-EA1-V2  
EA-1 entertainment and automation controller, version 2, optional rack mount shelf available (1U), sold separately. \*PACKAGE ITEM [DO NOT ORDER]
- 1  CONTROL4 ~C4-SR260RSK  
C4-SR260 System remote control and recharging station. \*PACKAGE ITEM [DO NOT ORDER]
- 1  CONTROL4-PRGM C4 PROGRAMMING - REMOTE  
Control4 system programming for handheld remote control
- 1  CONTROL4-PRGM C4 PROGRAMMING - SECONDARY CONTROLLER  
Control4 system programming for secondary project controllers
  
- 1 **Prewire - 02.1 SUB\_InWall**  
Prewire for in-wall passive subwoofer, remote equipment location, includes; 14-4(1)
- 1 **Prewire - 02.1 SURR\_5.1**  
Prewire for digital 5.1 surround sound system, remote equipment location, includes; 14-2(5)/RG59(1)

\* Price Includes Accessories

Presented By: BlueDog Group  
Project: BDG Sample Project



5/3/2023  
Page 3 of 15

Qty	Description
1	 <b>Prewire - 03.1 VID_HDBaseT + 2 Data + RG6</b> Prewire for audio/video device, display or system using HDBaseT transmitter/receiver (not included) plus Cat6 data, remote equipment location, includes; Cat6STP(1), Cat6(2), RG6QS(1)
1	 <b>SONANCE SB46-65</b> Soundbar speaker for display diagonal size of 65", 3-way design w/3x 1" tweeter, 3x 4" midrange, 6x 4.5" woofer, 8 ohms, mounting hardware included, black.
2	 <b>SONANCE VP64R</b> 6.5" in-ceiling Visual Performance Series speaker, round grill [EACH]
1	 <b>SONANCE MEDIUM ROUND FLEX BRACKET</b> In-ceiling new construction flex bracket for medium (6.5 inch) round speaker. [EACH]
1	 <b>SONANCE VPSUB</b> In-wall subwoofer, 10" (254mm) laminated carbon fiber cone, 8 ohms, requires DSP 2-150 amplifier or Sonance DSP 8-130 MKII using two channels bridged (sold separately).
1	 <b>SONY KD-65X85K</b> X85K Series 65" class (2022), 4K, High Dynamic Range (HDR), Smart TV (Google TV), built-in WiFi, black finish.
1	 <b>- IR EMITTER</b> Single IR flasher, make/model TBD @ ordering.
1	 <b>CABLE ~PWR-MANUF</b> Manufacturer supplied power cord or power supply with power cord. [PACKAGE ITEM - DO NOT ORDER]
1	 <b>CABLE DATA-LAN</b> Data cable, RJ45 network patch, up to 12 ft. [EACH]
1	 <b>SETUP TV INITIAL SETUP</b>
1	 <b>STRONG SM-CB-T-XL</b> Carbon Series tilt wall mount for extra-large (49" - 90") flat panel TV's (up to 200 lbs.), depth from wall 2.69", black finish.
1	 <b>STRONG SM-RBX-14-WH</b> Strong VersaBox In-Wall Recessed Dual Layer Flat Panel Solution Low-Voltage Box, 14" x 14" (white).
1	 <b>STRONG SM-RBX-14-BKT</b> Strong VersaBox pre-construction bracket (14" x 14").
1	 <b>WATTBOX WB-300-IP-3</b> IP controllable 3 outlet (3 controlled) compact power conditioner with auto reboot, 12A Rating.
1	 <b>CABLE ~PWR-MANUF</b> Manufacturer supplied power cord or power supply with power cord. [PACKAGE ITEM - DO NOT ORDER]

\* Price Includes Accessories

Presented By: BlueDog Group  
 Project: BDG Sample Project

5/3/2023  
 Page 4 of 15

Qty	Description
1	 CABLE DATA-LAN Data cable, RJ45 network patch, up to 12 ft. [EACH]
1	 SETUP IP SMART POWER INITIAL SETUP



\* Price Includes Accessories

Presented By: BlueDog Group  
Project: BDG Sample Project

5/3/2023  
Page 5 of 15

Qty Description

## 1st Floor: Family Room: Remote EQ Location

- 1  **APPLE APPLE TV 4K 64GB G3 WIFI**  
 Apple TV Generation 3, 4K, HDR 10+, 64 GB storage, Siri remote, Dolby Digital Plus, Dolby Digital, Dolby Atmos, Bluetooth, Wi-Fi 6 (802.11ax) with 2x2 MIMO, black.
- 1  - IR EMITTER  
 Single IR flasher, make/model TBD @ ordering.
- 1  CABLE ~PWR-MANUF  
 Manufacturer supplied power cord or power supply with power cord. [PACKAGE ITEM - DO NOT ORDER]
- 1  CABLE VIDEO-HDMI  
 Video cable, HDMI [M] to [M], 6 ft. [EACH]
- 1  SETUP STREAMER [AV]  
 INITIAL SETUP
- 1  **AVPRO EDGE AC-EX70-UHD-ARC**  
 HDMI Ultra Slim 4K HDBaseT extender set with Audio Return Channel, 4K60 4:2:0, 4K30 4:4:4, extend HDMI up to 70 meters over CAT-5/6 cable, includes transmitter and receiver units, 48 VDC power adapter.
- 1  AVPRO EDGE ~AC-EX70-UHD-ARC-R  
 HDBaseT extender receiver unit for AC-EX70-UHD-ARC package. \*PACKAGE ITEM - DO NOT ORDER
- 1  AVPRO EDGE ~AC-EX70-UHD-ARC-T  
 HDBaseT extender transmitter unit for AC-EX70-UHD-ARC package. \*PACKAGE ITEM - DO NOT ORDER
- 1  AVPRO EDGE ~IR EMITTER  
 Single IR transmitter (emitter). \*PACKAGE ITEM - DO NOT ORDER
- 1  AVPRO EDGE ~IR RECEIVER  
 Single IR receiver (eye). \*PACKAGE ITEM - DO NOT ORDER
- 1  CABLE ~PWR-MANUF  
 Manufacturer supplied power cord or power supply with power cord. [PACKAGE ITEM - DO NOT ORDER]
- 2  CABLE VIDEO-HDMI  
 Video cable, HDMI [M] to [M], 6 ft. [EACH]
- 1  **OWNER FURNISHED HD CABLE DVR**  
 Owner supplied HD cable tuner with integrated digital video recorder. Comcast x1Pace Xi3 v2 PX032ANI box or similar.
- 1  - IR EMITTER  
 Single IR flasher, make/model TBD @ ordering.

\* Price Includes Accessories

Presented By: BlueDog Group  
 Project: BDG Sample Project





5/3/2023  
 Page 6 of 15

Qty	Description
1	 <b>CABLE ~PWR-MANUF</b> Manufacturer supplied power cord or power supply with power cord. [PACKAGE ITEM - DO NOT ORDER]
1	 <b>CABLE VIDEO-F</b> Video cable, RG6 with F connectors, 6 ft. [EACH]
1	 <b>CABLE VIDEO-HDMI</b> Video cable, HDMI [M] to [M], 6 ft. [EACH]
1	 <b>SETUP DIGITAL CABLE INITIAL SETUP</b>
1	 <b>SONANCE DSP 2-150 MKII</b> 2-channel digital amplifier, 150 watts RMS per channel @ 8 ohms, built-in DSP, network control, half rack width (1U).
1	 <b>CABLE ~PWR-MANUF</b> Manufacturer supplied power cord or power supply with power cord. [PACKAGE ITEM - DO NOT ORDER]
1	 <b>CABLE AUDIO-RCA DUAL</b> Audio cable, dual RCA [M] to dual RCA [M]. [EACH]
1	 <b>CABLE DATA-LAN</b> Data cable, RJ45 network patch, up to 12 ft. [EACH]
1	 <b>SETUP IP DEVICE INITIAL SETUP</b>
1	 <b>SONOS PORT</b> Versatile streaming component for stereo or receiver, analog line in/out, digital out, dual Ethernet ports, RCA input cables and power supply included, matte black finish.
1	 <b>CABLE ~PWR-MANUF</b> Manufacturer supplied power cord or power supply with power cord. [PACKAGE ITEM - DO NOT ORDER]
1	 <b>CABLE AUDIO-RCA DUAL</b> Audio cable, dual RCA [M] to dual RCA [M]. [EACH]
1	 <b>CABLE DATA-LAN</b> Data cable, RJ45 network patch, up to 12 ft. [EACH]
1	 <b>SETUP STREAMER [AV] INITIAL SETUP</b>
1	 <b>SONY STR-AZ1000ES</b> Premium ES 7.2 channel Home Theater AV Receiver, supports Dolby Atmos & DTS:X object-based sound decoding, 100W per channel, 6-in/2-out 8K & 4K/120 HDMI connectivity, RS-232 and IR.



\* Price Includes Accessories

Presented By: BlueDog Group  
 Project: BDG Sample Project



5/3/2023  
 Page 7 of 15

Qty	Description
1	 - IR EMITTER Single IR flasher, make/model TBD @ ordering.
1	 CABLE ~PWR-MANUF Manufacturer supplied power cord or power supply with power cord. [PACKAGE ITEM - DO NOT ORDER]
1	 CABLE DATA-LAN Data cable, RJ45 network patch, up to 12 ft. [EACH]
1	 SETUP SURROUND [RCVR] INITIAL SETUP



## 1st Floor: Kitchen

- 2  - **SPEAKER - IN-CEILING (250)**  
 Allowance (\$250) for in-ceiling recessed speaker, make / model TBD @ time of ordering (ea.). [Typical of ##]
- 1  - BRACKET-SPEAKER-NC  
 Allowance for standard new-construction speaker bracket, make / model TBD @ time of ordering (each). [Typical of ##]
- 1 **Prewire - 02.1 SPK\_Pair**  
 Prewire for stereo speakers, remote equipment location, includes; 14-4[1]

## 1st Floor: Master Bathroom

- 2  - **SPEAKER - IN-CEILING (250)**  
 Allowance (\$250) for in-ceiling recessed speaker, make / model TBD @ time of ordering (ea.). [Typical of ##]
- 1  - BRACKET-SPEAKER-NC  
 Allowance for standard new-construction speaker bracket, make / model TBD @ time of ordering (each). [Typical of ##]
- 1 **Prewire - 02.1 SPK\_Pair**  
 Prewire for stereo speakers, remote equipment location, includes; 14-4[1]

## 1st Floor: Master Bedroom


- 2  - **SPEAKER - IN-CEILING (250)**  
 Allowance (\$250) for in-ceiling recessed speaker, make / model TBD @ time of ordering (ea.). [Typical of ##]
- 1  - BRACKET-SPEAKER-NC  
 Allowance for standard new-construction speaker bracket, make / model TBD @ time of ordering (each). [Typical of ##]
- 1 **Prewire - 02.1 SPK\_Pair**  
 Prewire for stereo speakers, remote equipment location, includes; 14-4[1]

\* Price Includes Accessories












Qty	Description
-----	-------------

## 1st Floor: Outdoor Living

- 2  **- SPEAKER - OUTDOOR (250)**  
Allowance (\$250) for outdoor speaker, make / model TBD @ time of ordering (ea.). [Typical of ##]
- 1 **Prewire - 02.1 SPK\_Pair**  
Prewire for stereo speakers, remote equipment location, includes; 14-4[1]

## 1st Floor: Pool Area





- 1 **Prewire - 02.1 SPK\_Stubout\_Landscape**  
Prewire stub-out to building exterior for stereo landscape speakers, remote equipment location, includes; 14-4[1], exterior j-box [1].
- 1  **SONANCE PATIO 4.1 W/SR 2-125**  
Patio Series system, comprised of 4X Patio Series 3 1/2" satellite speakers, 1X Patio Series 8" in-ground subwoofer and (1) Sonamp SR 2-125 amplifier, 8 ohm. [SYSTEM]
  - 1  **CABLE ~PWR-MANUF**  
Manufacturer supplied power cord or power supply with power cord. [PACKAGE ITEM - DO NOT ORDER]
  - 75  **CABLE 14/4 DB:SPK**  
14 ga./4-conductor direct burial exterior speaker wire [PER FOOT]
  - 100  **CABLE 14/4 DB:SPK LOOP**  
14 ga./4-conductor direct burial exterior speaker wire, speaker loop. [PER FOOT]
  - 1  **CABLE AUDIO-RCA DUAL**  
Audio cable, dual RCA [M] to dual RCA [M]. [EACH]
  - 1  **SETUP AMP-SUB INITIAL SETUP**
  - 4  **SONANCE ~4.1SAT**  
4.1 Patio Series 3.5" satellite speaker for [EACH] \*PACKAGE ITEM - DO NOT ORDER
  - 1  **SONANCE ~4.1SUB**  
4.1 Patio Series 8" subwoofer [EACH] \*PACKAGE ITEM - DO NOT ORDER
  - 1  **SONANCE ~SR 2-125**  
2-channel digital amplifier, 125 Watts RMS per channel, half rack width (1U). \*PACKAGE ITEM - DO NOT ORDER

\* Price Includes Accessories

Qty	Description
-----	-------------





## Equipment Head Ends: Voice/Video/Data Head End

CATV/Phone/Data headend location. One (1) 20A dedicated circuit req'd (by others).

- |   |   |   |
|---|---|---|
| 1 |  | <b>Prewire - 18.1 COM_Service Demarcation</b><br>Prewire for service provider demarcation to equipment location, includes: Cat6[2], RG6QS[2]. |
| 1 |  | <b>WIREPATH WP-ONE-ENCL-20</b><br>ONE Media Enclosure 20 in.  |
| 2 |  | <b>WIREPATH ~WP-ONE-ENCL-SHELF</b><br>ONE Media Enclosure shelf, 20 gauge steel w/white powder coat finish. *PACKAGE ITEM - DO NOT ORDER      |
| 1 |  | <b>WIREPATH WP-ONE-DOOR-20</b><br>ONE Enclosure Door 20 in.   |

## Equipment Head Ends: Equipment Location

AV equipment headend location. Four (4) 20A dedicated circuits req'd (by others). Ventilation to exterior and adequate cool air intake req'd (by others).

- |   |   |   |
|---|---|---|
| 1 |    | <b>LABOR DOCUMENTATION</b><br>Technical documentation as required for proper installation & programming of system, which may include lighting control plan & reports, low-voltage plan view, rough-wire pull schedule, technical power plan, dimension/elevation drawings & schematics. |
| 1 |  | <b>LABOR ~RACK ELEVATION DRAWING</b><br>Identification and placement of all head-end equipment within the specified equipment rack(s). Front & side elevations included with dimensions. Deliverable to be created in MS Visio and submitted as a PDF.                                  |
| 1 |  | <b>LABOR ~ROUGH-IN PLAN</b><br>Assignment of rough-in cabling to each of the various device locations (rough-in phase), including unique wire ID #'s and head-end assignments. Deliverable to be created in MS Visio using standard D-Tools component ID format and submitted as a PDF. |
| 1 |  | <b>LABOR ~SCHEMATIC DRAWING</b><br>Documentation of all equipment connections (inputs/outputs) related to the finish phase equipment. Deliverable to be created in MS Visio and submitted as PDF.   |
| 1 |   | <b>Prewire - 18.1 COM VVD Jumper</b><br>Prewire for Voice/Video/Data link from AV equipment headend location (telephone, CATV, network), includes; RG6QS(3) / Cat6 (4)  |





\* Price Includes Accessories

Presented By: BlueDog Group  
Project: BDG Sample Project

5/3/2023  
Page 10 of 15

Qty Description

## Equipment Head Ends: Equipment Location: Audio Distribution

- |   |   |   |
|---|---|---|
| 5 |    | <p><b>SONOS AMP</b><br/>Wireless Music Streaming System w/stereo power amplifier, 125 wpc, includes input for a local stereo source, HDMI ARC, optical digital (requires adapter) and subwoofer, black.</p> |
| 1 |    | <p><b>CABLE ~PWR-MANUF</b><br/>Manufacturer supplied power cord or power supply with power cord. [PACKAGE ITEM - DO NOT ORDER]</p>  |
| 1 |    | <p><b>CABLE DATA-LAN</b><br/>Data cable, RJ45 network patch, up to 12 ft. [EACH]</p>  |
| 1 |    | <p><b>SETUP STREAMER [AV]</b><br/>INITIAL SETUP</p>   |
| 1 |    | <p><b>SONOS PORT</b><br/>Versatile streaming component for stereo or receiver, analog line in/out, digital out, dual Ethernet ports, RCA input cables and power supply included, matte black finish.</p>    |
| 1 |    | <p><b>CABLE ~PWR-MANUF</b><br/>Manufacturer supplied power cord or power supply with power cord. [PACKAGE ITEM - DO NOT ORDER]</p>  |
| 1 |   | <p><b>CABLE AUDIO-RCA DUAL</b><br/>Audio cable, dual RCA [M] to dual RCA [M]. [EACH]</p>  |
| 1 |  | <p><b>CABLE DATA-LAN</b><br/>Data cable, RJ45 network patch, up to 12 ft. [EACH]</p>  |
| 1 |  | <p><b>SETUP STREAMER [AV]</b><br/>INITIAL SETUP</p>   |







\* Price Includes Accessories

Presented By: BlueDog Group  
Project: BDG Sample Project

5/3/2023  
Page 11 of 15

Qty	Description
-----	-------------

## Equipment Head Ends: Equipment Location: Automation & Control

- |   |  |
|---|--|
| 1 |  <b>CONTROL4 C4-CORE3</b><br>CORE Series entertainment and automation controller w/OvrC, (6) IR, (3) serial (shared w/IR 1-3), (1) LAN outputs, HDMI for on-screen display and streaming music, PoE+, rack mount ears included (1U), optional wall-mount bracket (sold separately). |
| 1 |  <b>CABLE ~PWR-MANUF</b><br>Manufacturer supplied power cord or power supply with power cord. [PACKAGE ITEM - DO NOT ORDER]   |
| 1 |  <b>CABLE DATA-LAN</b><br>Data cable, RJ45 network patch, up to 12 ft. [EACH]   |
| 1 |  <b>CABLE VIDEO-HDMI</b><br>Video cable, HDMI [M] to [M], 6 ft. [EACH]  |
| 4 |  <b>CONTROL4 ~C4-CBLIRF</b><br>IR flasher with LED feedback, 3.5 MM (1/8") plug compatible with most IR repeaters, includes flasher covers. PACKAGE ITEM - DO NOT ORDER.  |
| 1 |  <b>CONTROL4-PRGM C4 PROGRAMMING - PRIMARY</b><br><b>CONTROL4</b><br>Control4 system programming for primary project controller   |












\* Price Includes Accessories

Presented By: BlueDog Group  
 Project: BDG Sample Project

5/3/2023  
 Page 12 of 15

Qty Description







## Equipment Head Ends: Equipment Location: Racks & Power

- 1  **19.3 [RACK] EQ Rack-Medium (650)-PWR**  
 Equipment, installation and setup for a medium equipment rack (27-35 space), "Basic" quality level (\$650), including shelves, blank/vent panels, hardware, surge protection and UPS as necessary for typical project.  
 Includes:  
 (1) Medium Equipment Rack (27-35RU) with Caster Base  
 (8) Rackshelf-Fixed [1-5RU], (10) Rack Panel [1-3RU], (1) Rack Accessories  
 (1) UPS, (2) Power Strip  
 NOTE: Equipment location requires network connection.
- 1  - EQUIPMENT RACK-FAN [500]  
 Allowance (\$500) for equipment rack ventilation fan, make / model TBD @ time of ordering. [Typical of ##]
- 1  **CABLE ~PWR-MANUF**  
 Manufacturer supplied power cord or power supply with power cord. [PACKAGE ITEM - DO NOT ORDER]
- 1  - EQUIPMENT RACK-MEDIUM [650]  
 Allowance (\$650) for medium equipment rack (27-35RU), make / model TBD @ time of ordering. [Typical of ##]
- 1  - EQUIPMENT RACK-ACCESSORIES [200]  
 Allowance (\$200) for equipment rack accessory items, make / model TBD @ time of ordering. [Typical of ##]
- 1  - POWER STRIP (300)  
 Allowance (\$300) for power strip, make / model TBD @ time of ordering. [Typical of ##]
- 1  **CABLE ~PWR-MANUF**  
 Manufacturer supplied power cord or power supply with power cord. [PACKAGE ITEM - DO NOT ORDER]
- 1  - POWER STRIP-IP (750)  
 Allowance (\$750) for IP enabled power strip, make / model TBD @ time of ordering. [Typical of ##]
- 1  **CABLE ~PWR-MANUF**  
 Manufacturer supplied power cord or power supply with power cord. [PACKAGE ITEM - DO NOT ORDER]
- 1  **CABLE DATA-LAN**  
 Data cable, RJ45 network patch, up to 12 ft. [EACH]
- 1  - RACK CASTER BASE (100)  
 Allowance (\$100) for set of casters (4) for equipment racking system, make/model TBD @ ordering. [Typical of ##]

\* Price Includes Accessories

Presented By: BlueDog Group  
 Project: BDG Sample Project

5/3/2023  
 Page 13 of 15

Qty	Description
10	 - RACK PANEL-BLANK/VENT [1-3RU] Allowance for blank or vent panel for equipment racking system, up to 3RU, make/model TBD @ ordering. [Typical of ##]
8	 - RACKSHELF-FIXED [1-5RU] Allowance for rackshelf for equipment racking system, fixed, up to 5RU, make/model TBD @ ordering. [Typical of ##]
1	 - UPS-15A-RACK (1000) Allowance (\$1000) for rack-mount power conditioner with battery (15A), make / model TBD @ time of ordering. [Typical of ##]
1	 <b>CABLE ~PWR-MANUF</b> <i>Manufacturer supplied power cord or power supply with power cord. [PACKAGE ITEM - DO NOT ORDER]</i>
1	 <b>CABLE DATA-LAN</b> <i>Data cable, RJ45 network patch, up to 12 ft. [EACH]</i>
1	 <b>SETUP UPS</b> <b>INITIAL SETUP</b>


\* Price Includes Accessories





Presented By: BlueDog Group  
Project: BDG Sample Project





5/3/2023  
Page 14 of 15



Qty	Description
-----	-------------



## Systems: Network & WiFi

- 1  **ARAKNIS NETWORKS AN-210-SW-R-24-POE**  
 210-series 24-port Websmart gigabit switch with partial PoE+ (up to 190W) and rear ports, includes rack mount brackets (1U).

  - 1  CABLE ~PWR-MANUF  
 Manufacturer supplied power cord or power supply with power cord. [PACKAGE ITEM - DO NOT ORDER]
  - 1  CABLE DATA-LAN  
 Data cable, RJ45 network patch, up to 12 ft. [EACH]
  - 1  SETUP NETWORK SWITCH-MANAGED  
 INITIAL SETUP
  
- 1  **ARAKNIS NETWORKS AN-310-RT-4L2W**  
 310-series Dual-WAN Gigabit VPN Router; OvrC Pro enabled, VPN support, 1U rack-mount ears included.

  - 1  CABLE ~PWR-MANUF  
 Manufacturer supplied power cord or power supply with power cord. [PACKAGE ITEM - DO NOT ORDER]
  - 1  CABLE DATA-LAN  
 Data cable, RJ45 network patch, up to 12 ft. [EACH]
  - 1  SETUP NETWORK ROUTER  
 INITIAL SETUP
  
- 2  **ARAKNIS NETWORKS AN-520-AP-I**  
 520-series Wi-Fi 6 indoor wireless access point, 1 x 2.5G and 1 x 1G Base-T Ethernet ports (RJ45), 15.28W PoE+ (802.3af/at/bt) or 12VDC (DC power supply and PoE injector sold separately), white.

  - 1  SETUP NETWORK WAP  
 INITIAL SETUP
  
- 1  **ARAKNIS NETWORKS AN-520-AP-O**  
 520-series Wi-Fi 6 outdoor wireless access point, IP55 rated, 1 x 2.5G and 1 x 1G Base-T Ethernet ports (RJ45), 15.28W PoE+ (802.11 a/b/g/n/ac/ax), or 12VDC (DC power supply and PoE injector sold separately), white.

  - 1  SETUP NETWORK WAP  
 INITIAL SETUP
  
- 3  **Prewire - 05.1 NET\_WAP**  
 Prewire for wireless access point (WAP) location, includes: Cat6 [1]

\* Price Includes Accessories